

Scaled data based on original data using  
LM-79-08 Approved Method: Electrical and Photometric Measurements of Solid-  
State Lighting Products

Test Report Prepared for  
Cooper Lighting Solutions  
(formerly Eaton)

Brand: STREETWORKS

Report Number: P459386

Luminaire Tested: **GLAN-SA8C-735-U-AFL-HSS**

Issue Date: 1/4/2021

**Test Information**

Test Method: LM-79-08  
Report Number: P459386  
TEST IS SCALED FROM IESNA LM-79-08 TEST DATA (G3-2011-042-25)  
Test Lab: INNOVATION CENTER  
Issue Date: 1/4/2021  
Manufacturer: COOPER LIGHTING SOLUTIONS (FORMERLY EATON)  
Product Line: STREETWORKS  
Catalog Number: GLAN-SA8C-735-U-AFL-HSS  
Description: GALLEON AREA AND ROADWAY LUMINAIRE  
(8) 70 CRI, 3500K, 1050mA LIGHTSQUARES WITH 16 LEDS EACH AND AUTOMOTIVE FRONTLINE OPTICS WITH HOUSE SIDE SHIELD  
Light Source: -  
Ballast/Driver: ELECTRONIC DRIVER

**Summary**

Lumens per Lamp: N/A  
Luminaire Lumens: 43329 lumens  
Efficiency: N/A  
Efficacy: 101.0 lumens/watt  
Luminous Opening: Rectangular (W 1.5' x L: 1.5' x H: 0')  
IES Classification: Type II - Short  
BUG Rating: B2 - U0 - G3

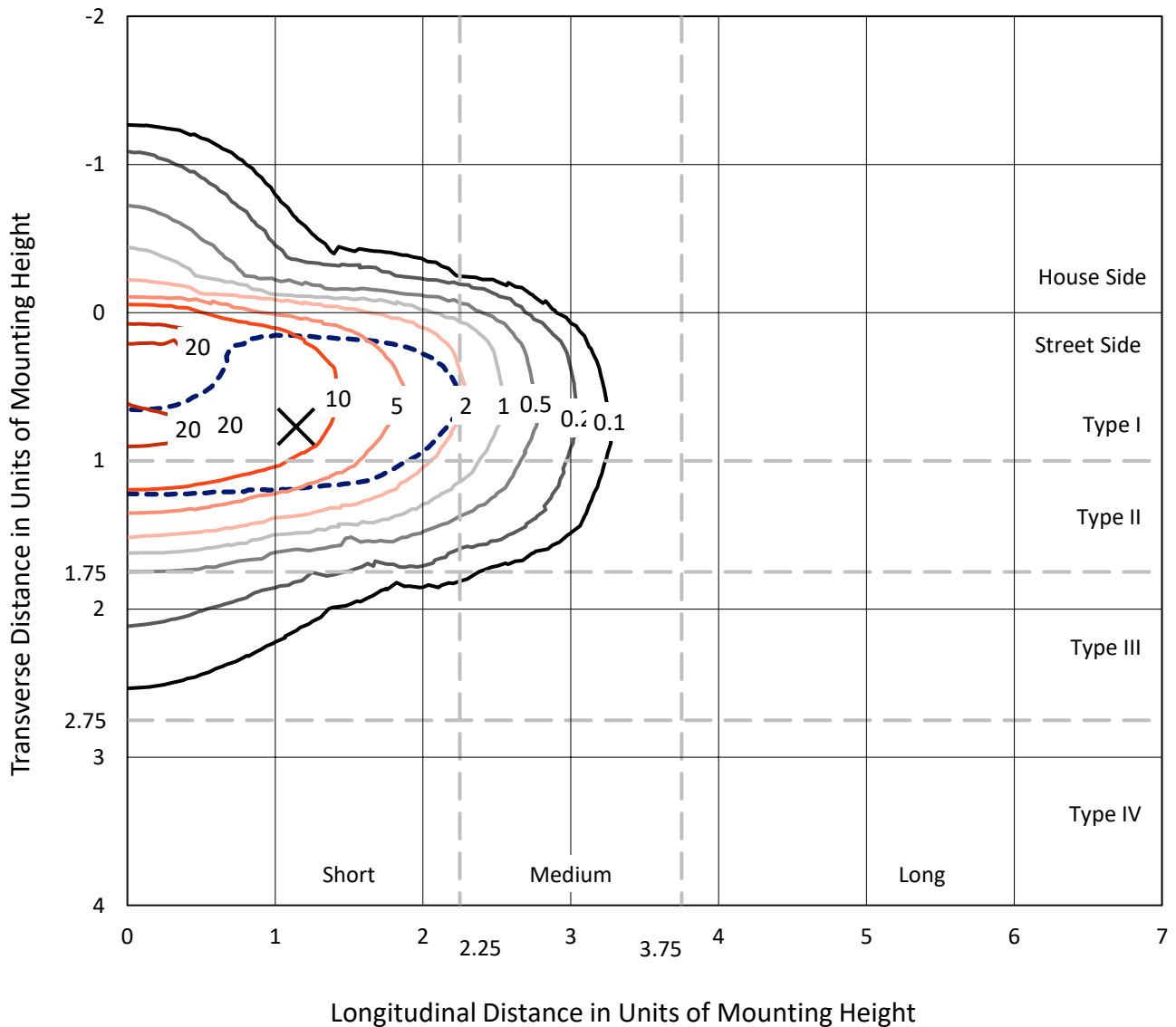
Input Watts (W): 429  
Input Voltage (V): NR  
Input Current (A<sub>in</sub>): NR  
Voltage Rise (V): NR  
Power Factor: NR  
Total Harmonic Distortion (THDi): NR  
Frequency (hertz): 60  
Stabilization Time: NR  
Operation Time: NR  
Ambient Temperature (°C): NR  
Test Distance: 24 FT



REPORT NUMBER: P459386  
 CATALOG NUMBER: GLAN-SA8C-735-U-AFL-HSS

### Iso-Footcandle Lines of Horizontal Illumination

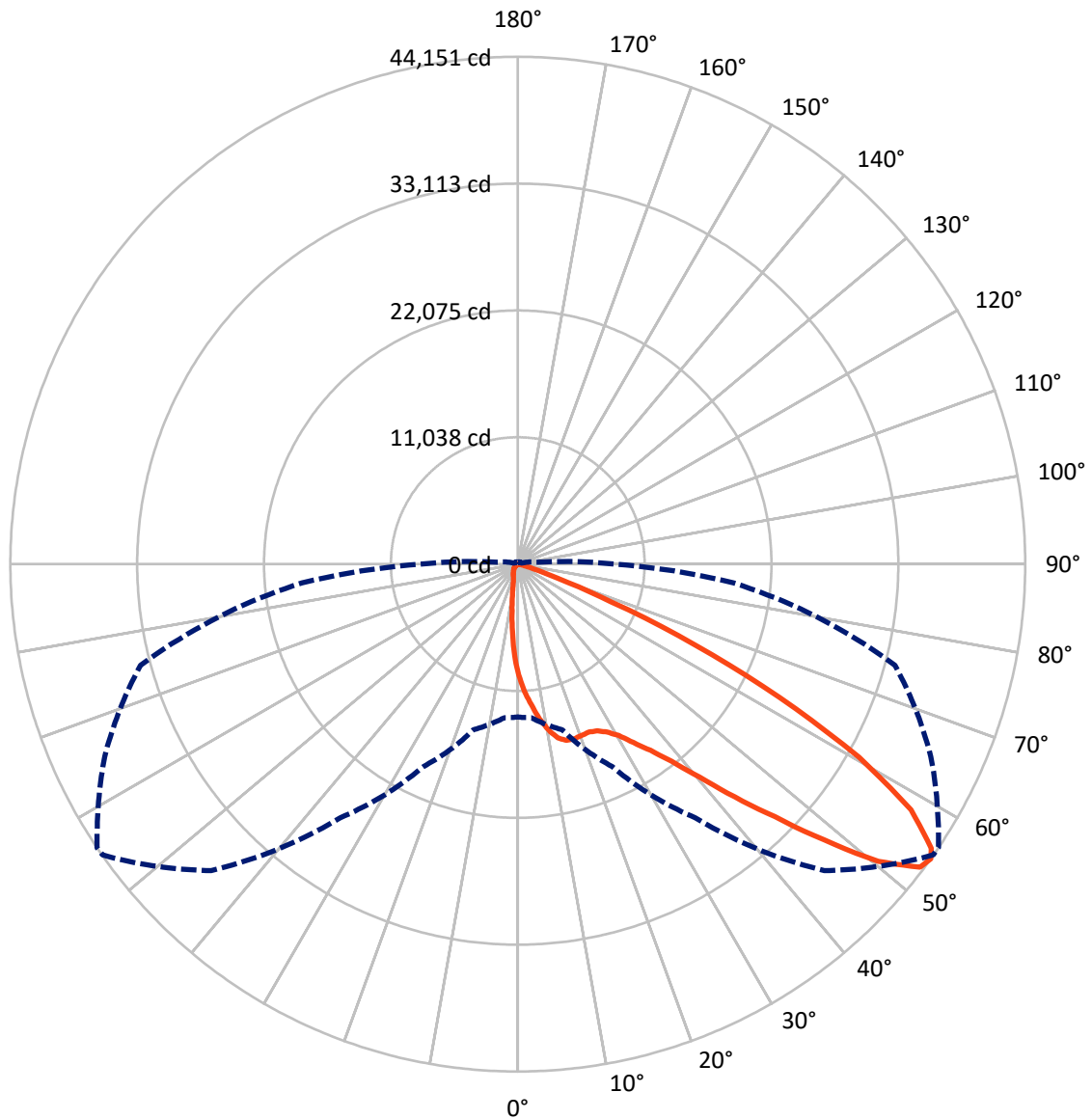
✕ Max cd  
 - - - 1/2 Max cd



Based on 25 foot mounting height. Maximum calculated value = 23.1 fc  
 Type II - Short - N/A

REPORT NUMBER: P459386  
CATALOG NUMBER: GLAN-SA8C-735-U-AFL-HSS

### Luminous Intensity Polar Plot



— Vertical Plane Through 56-Deg Lateral    - - - Horizontal Cone Through 54-Deg Vertical

REPORT NUMBER: P459386

CATALOG NUMBER: GLAN-SA8C-735-U-AFL-HSS

**FLUX DISTRIBUTION:**

		Downward	Upward	Total
<b>House Side</b>	Lumens	2048.9	0.0	2048.9
	% Fixture	4.7	0.0	4.7
<b>Street Side</b>	Lumens	41280.1	0.0	41280.1
	% Fixture	95.3	0.0	95.3
<b>Total</b>	Lumens	43329.0	0.0	43329.0
	% Fixture	100.0	0.0	100.0

**ZONAL LUMENS:**

Zone	Lumens	% Fixture
0°-10°	850.6	2.0
10°-20°	2299.6	5.3
20°-30°	3982.7	9.2
30°-40°	6874.8	15.9
40°-50°	11701.1	27.0
50°-60°	11579.7	26.7
60°-70°	5285.2	12.2
70°-80°	678.7	1.6
80°-90°	76.5	0.2
90°-100°	0.0	0.0
100°-110°	0.0	0.0
110°-120°	0.0	0.0
120°-130°	0.0	0.0
130°-140°	0.0	0.0
140°-150°	0.0	0.0
150°-160°	0.0	0.0
160°-170°	0.0	0.0
170°-180°	0.0	0.0
0°-90°	43329.0	100.0
0°-180°	43329.0	100.0

**Coefficient of Utilization**



REPORT NUMBER: P459386

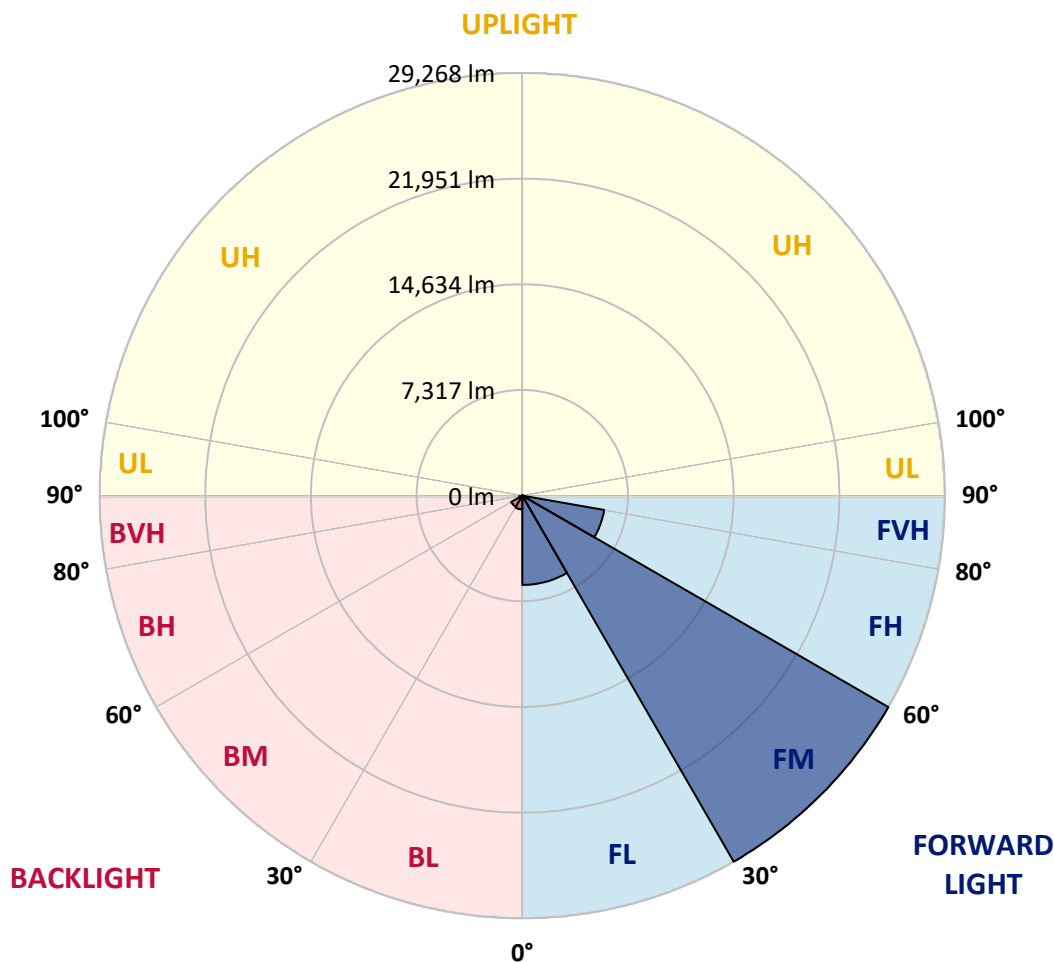
CATALOG NUMBER: GLAN-SA8C-735-U-AFL-HSS

**LUMINAIRE CLASSIFICATION SYSTEM LUMEN TABLE AND BUG RATING:**

Zone		Lumens	% Fixture	Zone Rating/Lumen Limit		
				B	U	G
FL	(0°-30°)	6185.4	14.3			
FM	(30°-60°)	29267.6	67.5			
FH	(60°-80°)	5758.8	13.3			G3/7500
FVH	(80°-90°)	68.3	0.2			G1/100
BL	(0°-30°)	947.6	2.2	B2/1000		
BM	(30°-60°)	888.0	2.0	B1/1000		
BH	(60°-80°)	205.2	0.5	B1/500		G1/500
BVH	(80°-90°)	8.2	0.0			G0/10
UL	(90°-100°)	0.0	0.0		U0/0	
UH	(100°-180°)	0.0	0.0		U0/0	

**BUG Rating: B2-U0-G3**

Type II Short





REPORT NUMBER: P459386

CATALOG NUMBER: GLAN-SA8C-735-U-AFL-HSS

**CANDELA DISTRIBUTION (FULL):**

	0°	5°	15°	25°	35°	45°	55°	56°	65°	75°	85°
0°	9626.5	9626.5	9626.5	9626.5	9626.5	9626.5	9626.5	9626.5	9626.5	9626.5	9626.5
2.5°	12234.1	12149.3	12032.3	11941.7	11728.3	11421.4	11096.9	11096.9	10784.1	10348.5	9904.2
5°	14110.8	14055.3	13941.3	13707.4	13467.7	13038.0	12386.1	12272.1	11713.7	10924.4	10094.2
7.5°	14873.8	14900.1	14906.0	14844.6	14730.6	14306.7	13660.6	13581.7	12690.1	11631.8	10342.7
10°	14143.0	14271.6	14397.3	14651.6	15011.2	15113.5	14748.1	14666.2	13789.3	12348.1	10611.6
12.5°	13055.5	13125.7	13195.8	13596.3	14318.4	15145.7	15528.6	15525.7	14783.2	13061.3	10953.6
15°	12549.8	12611.2	12617.0	12795.3	13420.9	14625.3	15861.9	15905.7	15753.7	13941.3	11322.0
17.5°	12655.0	12704.7	12663.8	12707.6	13035.0	14052.3	15823.9	15970.0	16540.1	14786.1	11655.2
20°	13342.0	13438.5	13280.6	13157.8	13257.2	13900.3	15695.2	15899.9	17095.5	15610.5	11959.3
22.5°	14575.6	14628.2	14429.5	14093.3	13917.9	14219.0	15660.2	15861.9	17569.1	16285.8	12134.7
25°	15946.7	15929.1	15709.9	15332.8	14964.4	14862.1	15891.1	16072.4	17960.8	16893.8	12187.3
27.5°	17317.7	17370.3	17002.0	16534.2	16092.8	15826.8	16408.5	16543.0	18402.2	17586.6	12251.6
30°	18910.9	18826.1	18463.6	17928.7	17422.9	17051.7	17241.7	17279.7	19010.3	18504.5	12421.1
32.5°	20983.5	20749.7	20343.3	19407.9	19045.4	18416.8	18463.6	18510.4	19749.9	19413.7	12625.8
35°	23795.7	23784.0	22988.9	21729.0	20846.1	20065.6	19861.0	19899.0	20869.5	20764.3	13078.9
37.5°	27180.9	27227.7	26321.5	25052.8	23427.4	22187.9	21767.0	21772.8	22570.9	22629.3	13768.8
40°	29937.6	30060.4	29519.6	28663.0	27058.2	25120.0	24412.6	24348.2	24962.1	24889.1	14753.9
42.5°	31124.5	31238.5	31440.2	31738.4	30855.5	29256.5	27587.3	27675.0	27862.1	27350.5	15859.0
45°	30542.7	30724.0	31516.2	33357.9	34188.1	33650.2	31659.4	31352.5	30560.3	30025.3	16969.8
47.5°	28119.3	28560.7	29885.0	32951.5	35857.3	37675.6	36254.9	35848.5	33261.4	31978.1	17677.3
50°	24134.8	24161.2	26005.8	29925.9	34992.0	40216.0	40946.8	40642.8	35778.4	33074.3	18033.9
52.5°	17496.0	18071.9	19761.6	24301.5	31244.3	39830.1	43937.3	43811.6	38374.3	33635.6	18548.4
54°	13301.1	13412.1	14914.7	19419.5	26938.3	37710.7	44121.5	44150.7	39663.5	33974.7	18852.4
55°	10903.9	10637.9	12216.5	16543.0	24000.4	35836.9	43519.3	43659.6	40242.3	34150.1	19077.5
57.5°	5168.4	5171.3	6378.7	8726.1	15031.7	27827.0	39838.9	40335.8	40306.6	34451.2	19770.3
60°	2616.4	2633.9	2899.9	4028.3	7425.2	18498.7	32939.9	34123.8	37205.0	34495.1	19998.4
62.5°	1830.0	1809.5	1765.7	1938.2	3125.0	9401.4	24523.6	25552.6	31609.7	32825.8	19273.4
65°	1566.9	1523.0	1400.3	1374.0	1578.6	3744.8	15274.3	16952.3	24134.8	28423.3	17209.5
67.5°	1338.9	1321.3	1210.3	1143.0	1116.7	1631.2	7881.2	8764.1	16496.2	20431.0	13035.0
70°	1137.2	1128.4	1061.2	976.4	903.3	976.4	2923.3	3622.0	9193.8	11000.4	6150.6
72.5°	923.8	932.5	944.2	836.1	760.1	692.8	1248.3	1452.9	3847.1	3931.9	2151.6
75°	809.8	801.0	801.0	727.9	634.4	514.5	687.0	739.6	1178.1	1093.3	499.9
77.5°	570.0	549.6	643.1	599.3	529.1	365.4	391.7	415.1	488.2	418.0	233.9
80°	394.6	394.6	412.2	537.9	476.5	266.0	239.7	257.3	289.4	248.5	134.5
82.5°	222.2	228.0	268.9	286.5	277.7	178.3	157.9	160.8	192.9	169.6	84.8
85°	26.3	43.8	154.9	152.0	114.0	78.9	87.7	90.6	119.9	105.2	49.7
87.5°	2.9	5.8	32.2	40.9	29.2	32.2	32.2	32.2	40.9	46.8	35.1
90°	0.0	0.0	0.0	0.0	0.0	0.0	0.0	0.0	0.0	0.0	0.0



REPORT NUMBER: P459386

CATALOG NUMBER: GLAN-SA8C-735-U-AFL-HSS

**CANDELA DISTRIBUTION (continued):**

	90°	95°	105°	115°	125°	135°	145°	155°	165°	175°	180°
0°	9626.5	9626.5	9626.5	9626.5	9626.5	9626.5	9626.5	9626.5	9626.5	9626.5	9626.5
2.5°	9664.5	9442.3	8913.2	8299.3	7907.6	7270.3	6732.4	6343.6	6247.1	6060.0	6115.6
5°	9652.8	9190.9	8112.2	6972.1	5756.0	4849.8	4174.5	3642.4	3408.6	3253.6	3145.5
7.5°	9658.6	8936.6	7206.0	5390.6	3937.7	3049.0	2423.4	2098.9	1882.6	1792.0	1803.7
10°	9676.2	8650.1	6153.6	3993.2	2657.3	1970.3	1587.4	1432.4	1359.3	1347.6	1344.7
12.5°	9717.1	8337.3	5147.9	2964.2	1859.2	1432.4	1286.3	1233.6	1210.3	1210.3	1201.5
15°	9760.9	7992.3	4311.9	2204.2	1432.4	1230.7	1163.5	1137.2	1122.6	1122.6	1119.6
17.5°	9760.9	7594.8	3531.4	1710.1	1233.6	1131.3	1078.7	1043.6	1031.9	1031.9	1029.0
20°	9699.5	7132.9	2838.5	1376.9	1119.6	1037.8	985.2	947.2	932.5	926.7	923.8
22.5°	9486.1	6516.1	2259.7	1183.9	1026.1	955.9	888.7	844.8	833.1	827.3	830.2
25°	9106.1	5820.3	1789.1	1040.7	941.3	856.5	798.1	765.9	754.2	754.2	757.1
27.5°	8714.4	5092.4	1417.8	932.5	839.0	763.0	716.2	695.7	692.8	701.6	704.5
30°	8351.9	4361.6	1148.9	844.8	748.4	684.1	651.9	646.1	646.1	649.0	651.9
32.5°	7948.5	3721.4	961.8	768.8	675.3	619.7	602.2	602.2	608.0	608.0	613.9
35°	7694.2	3171.8	844.8	695.7	619.7	573.0	561.3	564.2	573.0	584.7	590.5
37.5°	7556.8	2733.3	768.8	637.3	567.1	535.0	523.3	529.1	549.6	570.0	573.0
40°	7568.4	2403.0	707.4	587.6	526.2	491.1	482.3	499.9	520.3	540.8	543.7
42.5°	7697.1	2157.4	649.0	529.1	491.1	441.4	438.5	456.0	464.8	485.3	488.2
45°	7849.1	1979.1	587.6	467.7	426.8	383.0	385.9	400.5	412.2	444.3	450.2
47.5°	7895.9	1856.3	517.4	397.6	350.8	336.2	339.1	347.9	371.3	400.5	403.4
50°	7948.5	1780.3	450.2	336.2	298.2	295.3	298.2	304.0	318.6	330.3	327.4
52.5°	8173.6	1777.4	394.6	292.3	254.3	260.2	263.1	260.2	248.5	230.9	225.1
54°	8384.1	1786.1	368.3	271.9	233.9	242.6	239.7	225.1	195.9	178.3	169.6
55°	8553.6	1794.9	353.7	257.3	222.2	225.1	228.0	198.8	160.8	143.2	137.4
57.5°	8886.9	1774.4	318.6	225.1	195.9	184.2	181.2	131.5	87.7	76.0	70.2
60°	8720.2	1602.0	289.4	192.9	166.6	149.1	122.8	73.1	43.8	32.2	32.2
62.5°	8065.4	1359.3	257.3	157.9	137.4	114.0	64.3	40.9	20.5	11.7	8.8
65°	7214.7	1143.0	230.9	125.7	108.2	73.1	35.1	26.3	8.8	0.0	0.0
67.5°	5364.3	847.8	195.9	99.4	81.9	46.8	23.4	14.6	2.9	0.0	0.0
70°	2484.8	517.4	166.6	76.0	58.5	35.1	17.5	8.8	0.0	0.0	0.0
72.5°	713.3	324.5	137.4	55.5	40.9	29.2	14.6	5.8	2.9	0.0	0.0
75°	248.5	260.2	102.3	40.9	32.2	20.5	11.7	5.8	2.9	0.0	0.0
77.5°	149.1	210.5	64.3	35.1	26.3	17.5	11.7	5.8	2.9	2.9	0.0
80°	84.8	140.3	40.9	29.2	23.4	14.6	8.8	5.8	2.9	2.9	0.0
82.5°	46.8	67.2	32.2	26.3	20.5	14.6	8.8	5.8	2.9	2.9	2.9
85°	38.0	35.1	26.3	23.4	17.5	11.7	8.8	2.9	0.0	0.0	0.0
87.5°	29.2	23.4	23.4	23.4	17.5	11.7	8.8	2.9	0.0	0.0	0.0
90°	0.0	0.0	0.0	0.0	0.0	0.0	0.0	0.0	0.0	0.0	0.0

(END OF REPORT)